

50/125 SSF™ Multimode OM3 Jacketed Cable 2-4 Strand Breakout Riser / Plenum I/O

Type: OM3, OFNR, CSA FT4 / OFNP, CSA FT6




Cleerline SSF™ 2-4 strand fiber breakout cable is composed of SSF™ fibers in an overall jacket with 2.0 mm subunits and, if applicable, a central strength member.

SSF™ Breakout cable is lightweight and ultra flexible. The cable's construction provides extra durability.

Cleerline SSF™ Micro Distribution Breakout is fully compatible with all common connector systems for standard 50/125 multimode fiber.

The included SSF™ fiber provides extreme durability and strength. Flex tested to 2000 cycles, impact to 1500 cycles, and crush to 100 kgf/mm.



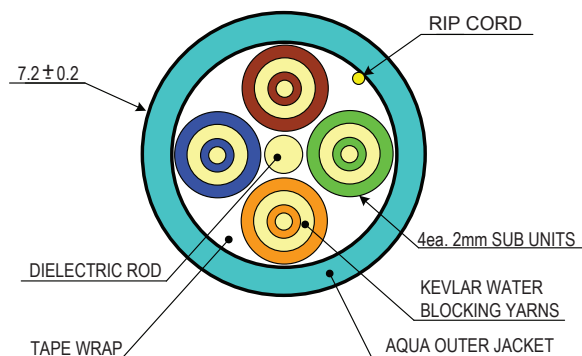
3D VIEW

FEATURES AND BENEFITS

- High mechanical strength, superior fatigue (nD = 30)
- Compatible with common connector systems for 50/125 multimode
- Up to 10,000x the bend longevity of traditional fiber
- Integral SSF™ coating provides glass protection
- Increased safety due to incredible bend insensitivity
- Exclusive 250 µm Soft Peel acrylate

APPLICATIONS

- Inter-/Intra-building voice or data communication
- Installation in ducts or underground conduit
- Fiber-to-the-desk (FTTD) / Fiber-to-the-Home (FTTH)
- ETL listed type OFNP for installation in ducts, plenums and other spaces used as environmental air returns when installed in accordance with NEC article 770-51 (a) and 770-53(a)



TYPICAL CROSS SECTION

PART NUMBER	FIBERS	DESCRIPTION	TYPE RISER/PLENUM	O.D.	WEIGHT (LB / 1000 FT)	MIN. BEND RADIUS, INSTALLATION	MIN. BEND RADIUS, OPERATION
2B501250M3X	2 Fibers	2 Strand - 1000 ft Spool	X= R/P	5.0 mm	37.5	11.5 cm	5.0 cm
2B501250M3X-B	2 Fibers	2 Strand - Cut to Order	X= R/P	5.0 mm	37.5	11.5 cm	5.0 cm
4B501250M3X	4 Fibers	4 Strand - 1000 ft Spool	X= R/P	7.2 mm	40.5	12.37 cm	7.2 cm
4B501250M3X-B	4 Fibers	4 Strand - Cut to Order	X= R/P	7.2 mm	40.5	12.37 cm	7.2 cm

CONSTRUCTION

FIBER	
Fibers	2, 4
Type	50/125 Multimode OM3
Coating	250 µm "Soft Peel" S-Type Coating
Color Coding	Per TIA/EIA 568C

JACKET	
Type	Riser Rated PVC (Indoor) Plenum Rated PVC + UV (Indoor/Outdoor)
Color	Aqua
Outer Diameter	Varies by Part Number
Subunit Diameter	2.0 mm
Markings	Sequential Foot Markings
Strength Member	Kevlar (Plenum + water blocking yarns)
Central Strength Member (if applicable)	Fiber Reinforced Plastic Rod, Flame Retardant PVC Coating



PHYSICAL DATA	
Storage Temperature Range	-40°C to +80°C
Operating Temperature Range	-20°C to +75°C
Max Tensile Load (Installation)	1000 N (225 lbf)
Max Tensile Load Long Term	500 N (112 lbf)
Min. Bend Radius, Unloaded	1 x O.D.
Min. Bend Radius, Operation	Varies by part number
Cable Outside Diameter, Nominal	Varies by part number
Cable Package	1000 ft Reel or customer request, spooled
Rating	FT4 - Riser / FT6-Plenum
Crush Resistance (TIA/EIA 455-41A)	100 kgf / mm
Impact Resistance (TIA/EIA 455-25B)	1500 impact cycles
Flexing @ 90 degrees (TIA/EIA 455-104A)	2000 flexing cycles

ENVIRONMENTAL CHARACTERISTICS	
Temperature Dependence, 850 nm and 1300 nm	≤ 0.5 dB / km
Induced Attenuation	-60°C to + 85°C
Watersoak Dependence, 850 nm and 1300 nm	≤ 0.5 dB / km
Induced Attenuation at 20°C for 30 days	
Damp Heat Dependence, 850 nm and 1300 nm	≤ 0.5 dB / km
Induced Attenuation at 85°C, 85% R.H., 30 days	
Dry Heat Dependence, 850 nm and 1300 nm	≤ 0.5 dB / km
Induced Attenuation at 85°C, 30 days	

PHYSICAL CHARACTERISTICS		
Core Diameter	50.0 ± 2.5 µm	
Core Non-circularity	≤ 6%	
Core / Hybrid Cladding Concentricity Error	≤ 3.0 µm	
Hybrid Cladding Diameter	125 ± 0.7 µm	
Hybrid Cladding Non-Circularity Error	≤ 3.0%	
Soft Peel Jacket Identifier	250 ± 0.7 µm	
Coating Strip Force	100 g	
Fiber Curl	≥ 2 m	
Proof Test	100 kpsi	
Dynamic Fatigue 23°C, 41% R.H.	> 30 nD	
Bend Induced Attenuation, 1300 nm	100 turns around 75 mm diameter mandrel	≤ 1.0 dB
Length	1.0 - 8.8 Km	

OPTICAL CHARACTERISTICS		
Attenuation Coefficient	850 nm	≤ 3.0 dB/km
	1300 nm	≤ 1.0 dB/km
Numerical Aperture	0.200 ± 0.015	
Overfilled Modal Bandwidth	850 nm	≥ 1500 MHz · km
	1300 nm	≥ 500 MHz · km
High Performance EMB	850 nm	≥ 2000 MHz · km

BACKSCATTER CHARACTERISTICS		
Attenuation Directional Uniformity	≤ 0.05 dB/km	
Attenuation Uniformity	≤ 0.05 dB/km	
Group Index of Refraction	850 nm	1.481
	1300 nm	1.476

COMPLIANCE	
ETL Listed Type OFNR, CSA FT4, IECA S-83-596 & OFNP, CSA FT6, or non-LSZH ETL / IECA S-104-696. GR-409	 Intertek
RoHS Compliant Directive 2011/65/EU	
SSF™ conforms to the requirement of IEC 60793 A1a, ISO/IEC 11801 & ITU-T G.651.1 850 nm Laser-Optimized 50 µm core multimode fiber for 10 Gb/s and above applications.	 RoHS2